

International Comparison of Producer Prices for Milk

January 2025

January 2025
 Average All dairies
 Compared to previous month: -0,08
 Compared to previous year: +6,95
Ø 50,90 ct/kg

12-month rolling avg
 Average All dairies
 Compared to previous month: +0,43
 Compared to previous year: +3,31
Ø 47,41 ct/kg

Highest Standardised Milk Price in January 2025

1	Tirlan	55,89	ct/kg
2	Hochwald Milch	55,46	ct/kg
3	FrieslandCampina	54,28	ct/kg

Highest 12-month rolling average

1	Deutsches Milchkontor	50,42	ct/kg
2	Hochwald Milch	50,33	ct/kg
3	FrieslandCampina	50,16	ct/kg

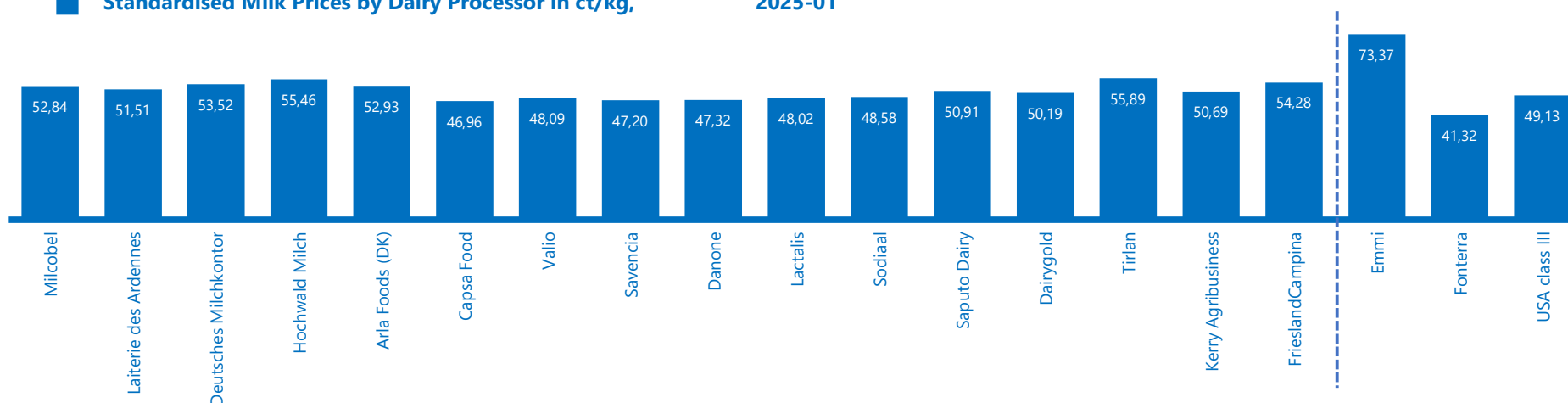
Lowest Standardised Milk Price in January 2025

1	Capsa Food	46,96	ct/kg
2	Savencia	47,20	ct/kg
3	Danone	47,32	ct/kg

Lowest 12-month rolling average

1	Saputo Dairy	44,96	ct/kg
2	Kerry Agribusiness	45,24	ct/kg
3	Dairygold	45,28	ct/kg

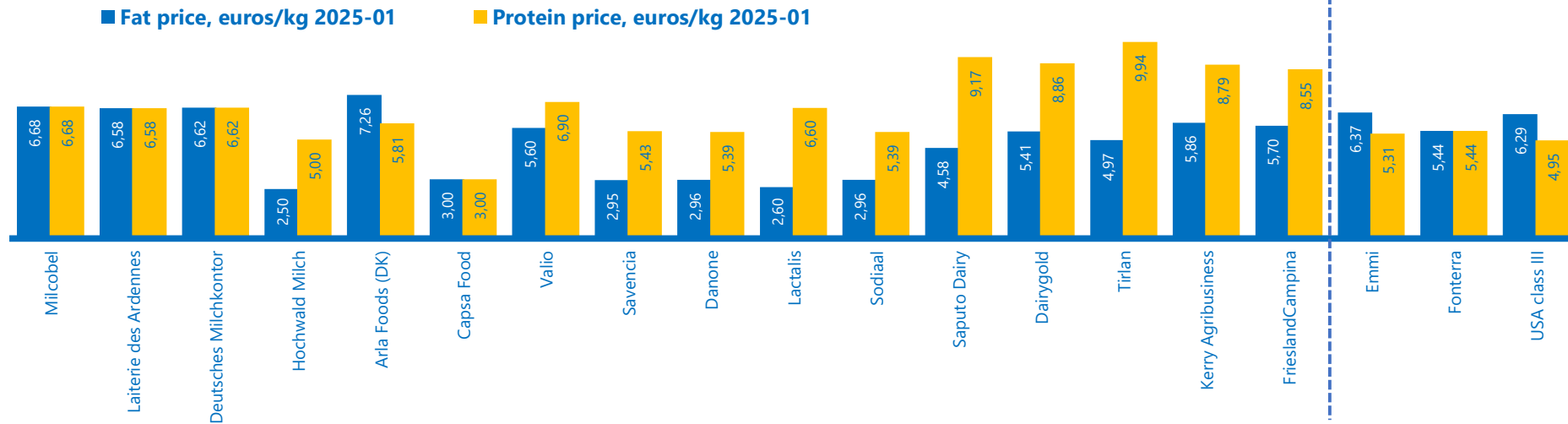
Standardised Milk Prices by Dairy Processor in ct/kg, 2025-01



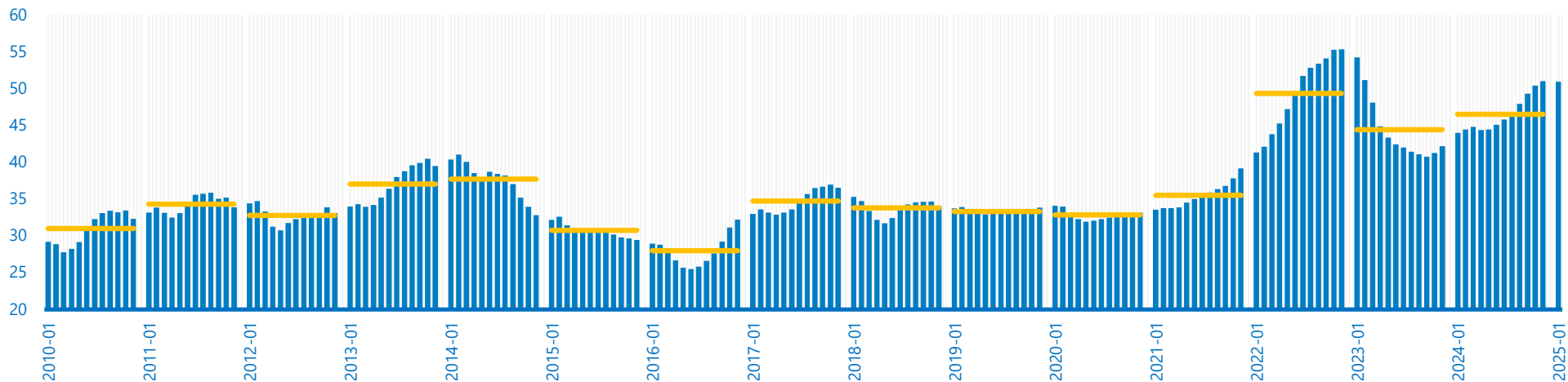
EDF-ZuivelNL Monthly Milk Prices refer to an annual delivery quantity of 1 million kg per year per farm with 4.2% fat and 3.4% protein. TBC and SCC are at a maximum of 24.999 and 249.999 per ml respectively. Litres to kilogramm conversion 1:1.03. VAT is excluded. 12-month rolling average including supplementary payments. In case of questions please contact: manager@dairyfarmer.net. ©2025 European Dairy Farmers e.V.

International Comparison of Producer Prices for Milk

January 2025



■ Average Milk Price in ct/kg from 2010-01 to 2025-01
 ■ Annual Mean



EDF-ZuivelNL Monthly Milk Prices refer to an annual delivery quantity of 1 million kg per year per farm with 4.2% fat and 3.4% protein. TBC and SCC are at a maximum of 24.999 and 249.999 per ml respectively. Litres to kilogramm conversion 1:1.03. VAT is excluded. 12-month rolling average including supplementary payments. In case of questions please contact: manager@dairyfarmer.net. ©2025 European Dairy Farmers e.V.