

# International Comparison of Producer Prices for Milk

December 2024

December 2024  
Average All dairies

Compared to previous month +0,51

Compared to previous year +8,72

Ø **50,86 ct/kg**

12-month rolling avg  
Average All dairies

Compared to previous month +0,58

Compared to previous year +2,22

Ø **46,71 ct/kg**

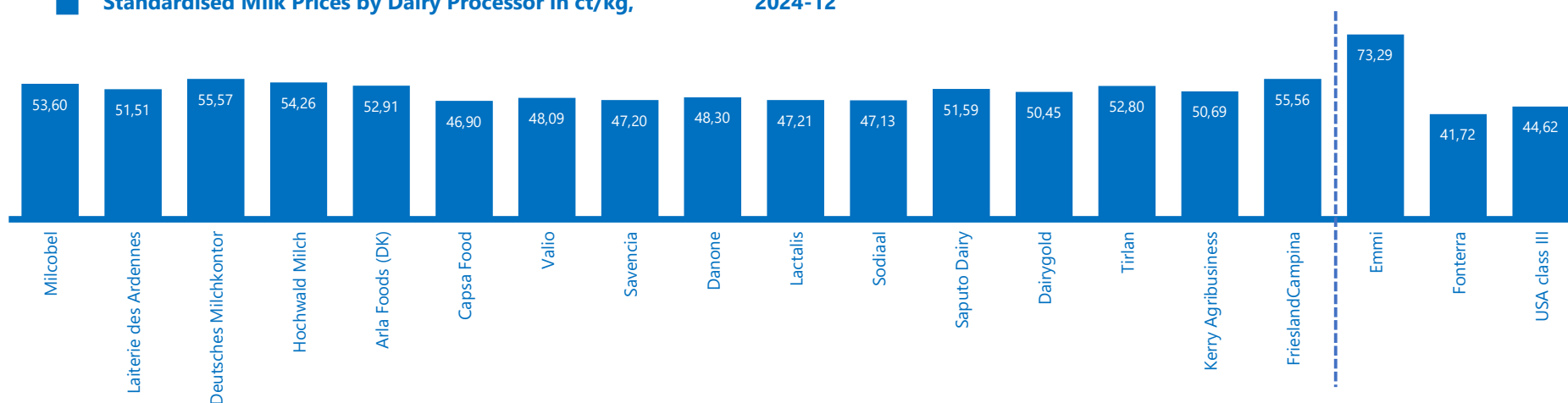
| Highest Standardised Milk Price in |                              | December 2024 |              |
|------------------------------------|------------------------------|---------------|--------------|
| 1                                  | <b>Deutsches Milchkontor</b> | <b>55,57</b>  | <b>ct/kg</b> |
| 2                                  | FrieslandCampina             | 55,56         | ct/kg        |
| 3                                  | Hochwald Milch               | 54,26         | ct/kg        |

| Highest 12-month rolling average |                              |              |              |
|----------------------------------|------------------------------|--------------|--------------|
| 1                                | <b>Deutsches Milchkontor</b> | <b>49,64</b> | <b>ct/kg</b> |
| 2                                | Hochwald Milch               | 49,38        | ct/kg        |
| 3                                | Valio                        | 48,24        | ct/kg        |

| Lowest Standardised Milk Price in |                   | December 2024 |              |
|-----------------------------------|-------------------|---------------|--------------|
| 1                                 | <b>Capsa Food</b> | <b>46,90</b>  | <b>ct/kg</b> |
| 2                                 | Sodiaal           | 47,13         | ct/kg        |
| 3                                 | Savencia          | 47,20         | ct/kg        |

| Lowest 12-month rolling average |                     |              |              |
|---------------------------------|---------------------|--------------|--------------|
| 1                               | <b>Saputo Dairy</b> | <b>44,25</b> | <b>ct/kg</b> |
| 2                               | Lactalis            | 44,92        | ct/kg        |
| 3                               | Kerry Agribusiness  | 45,04        | ct/kg        |

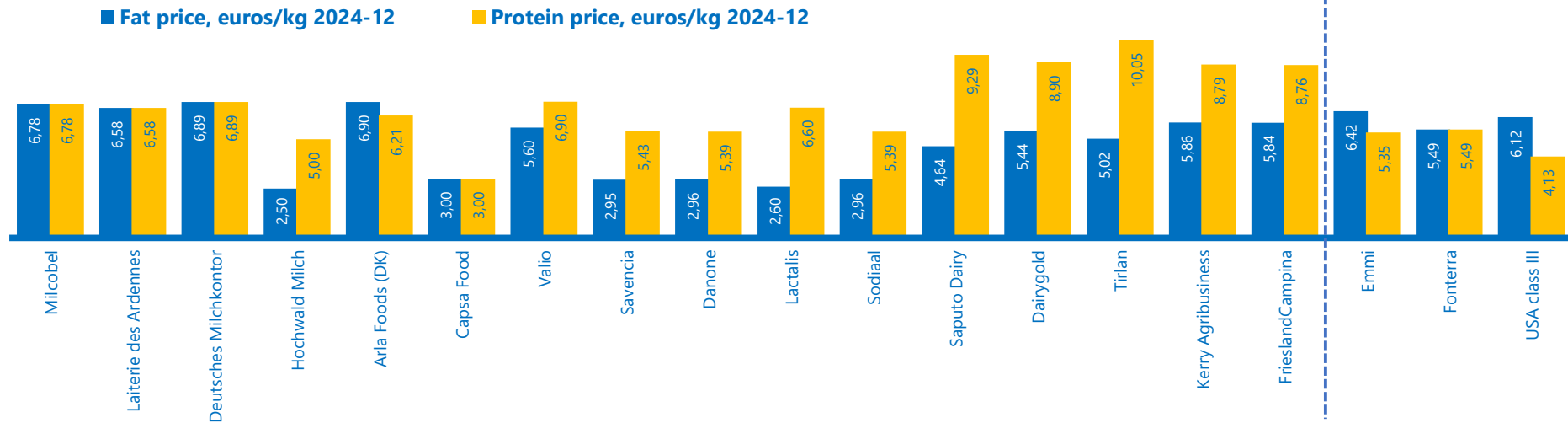
Standardised Milk Prices by Dairy Processor in ct/kg, 2024-12



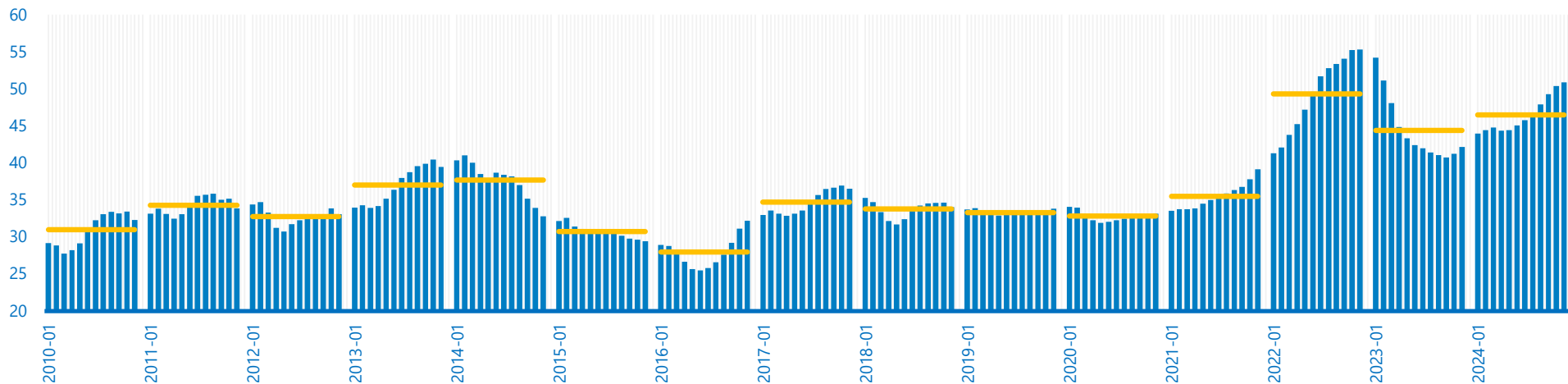
EDF-ZuivelNL Monthly Milk Prices refer to an annual delivery quantity of 1 million kg per year per farm with 4.2% fat and 3.4% protein. TBC and SCC are at a maximum of 24.999 and 249.999 per ml respectively. Litres to kilogramm conversion 1:1.03. VAT is excluded. 12-month rolling average including supplementary payments. In case of questions please contact: [manager@dairyfarmer.net](mailto:manager@dairyfarmer.net). ©2025 European Dairy Farmers e.V.

# International Comparison of Producer Prices for Milk

December 2024



■ Average Milk Price in ct/kg from 2010-01 to 2024-12  
 ■ Annual Mean



EDF-ZuivelNL Monthly Milk Prices refer to an annual delivery quantity of 1 million kg per year per farm with 4.2% fat and 3.4% protein. TBC and SCC are at a maximum of 24.999 and 249.999 per ml respectively. Litres to kilogramm conversion 1:1.03. VAT is excluded. 12-month rolling average including supplementary payments. In case of questions please contact: [manager@dairyfarmer.net](mailto:manager@dairyfarmer.net). ©2025 European Dairy Farmers e.V.