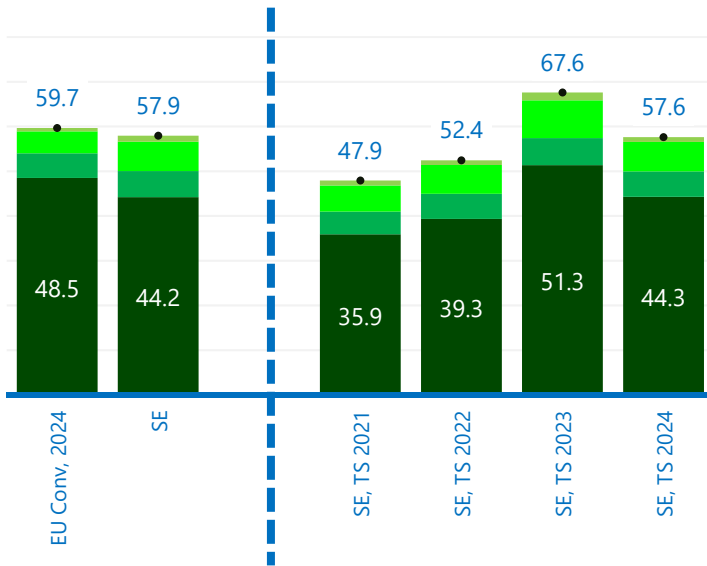


CoP 2024 Profile of the National EDF Branches: Sweden

SE farms, all: **35**

SE farms in Time Series (TS): **21**

Economic Period: **2023**

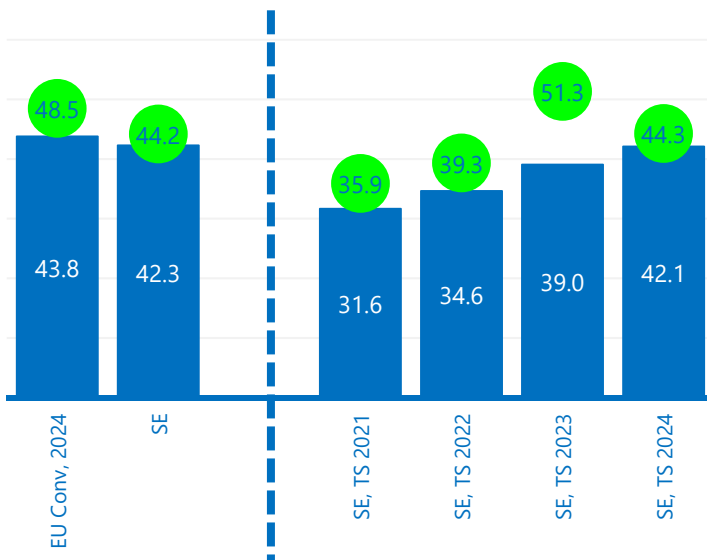


Total returns, per kg

-1.7 cents below EDF EU Conventional -3%

-10.0 cents below previous period -15%

- Other returns, per kg
- Direct payments/subsidies, per kg
- Animal returns, per kg
- Milk returns, per kg
- Total returns, per kg

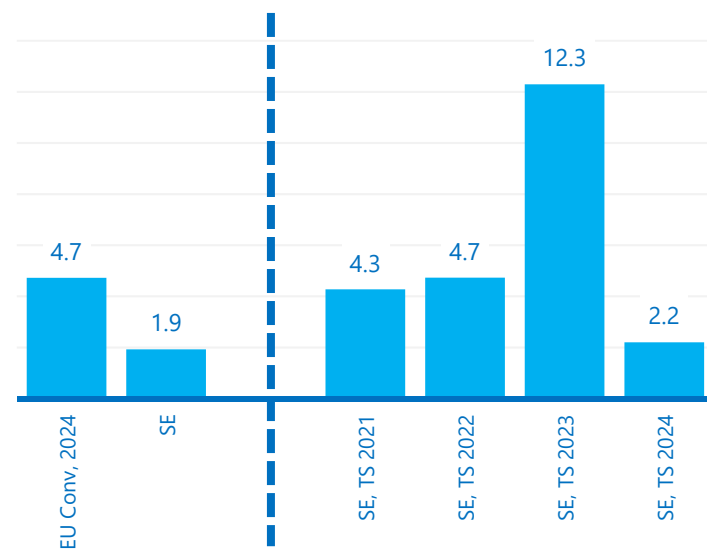


Break-Even, per kg (incl. support)

-1.5 cents below EDF EU Conventional -3%

+3.0 cents above previous period 8%

- Break-Even, per kg (incl. support)
- Milk returns, per kg



Entrepreneur's profit, per kg (incl. support)

-2.8 cents below EDF EU Conventional -59%

-10.1 cents below previous period -82%

- Entrepreneur's profit, per kg (incl. support)

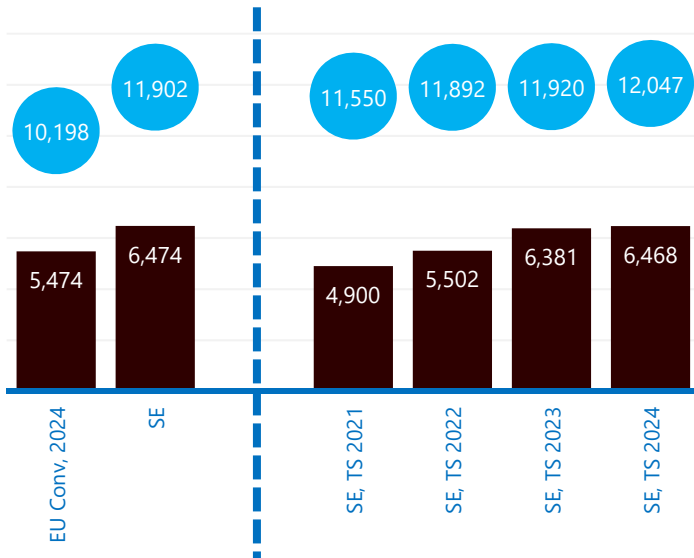


CoP 2024 Profile of the National EDF Branches: Sweden

SE farms, all: **35**

SE farms in Time Series (TS): **21**

Economic Period: 2023

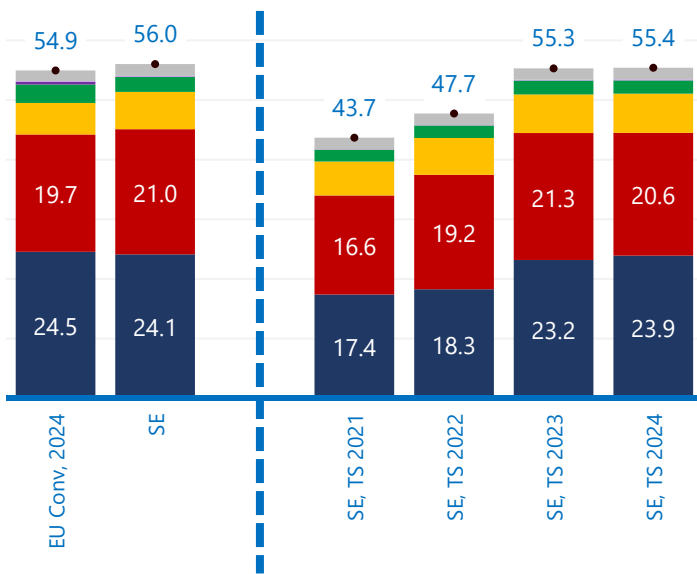


Total costs, per cow

+1000 € above EDF EU Conventional

+86 € above previous period

- Total costs, per cow
- ECM yield, kg per cow

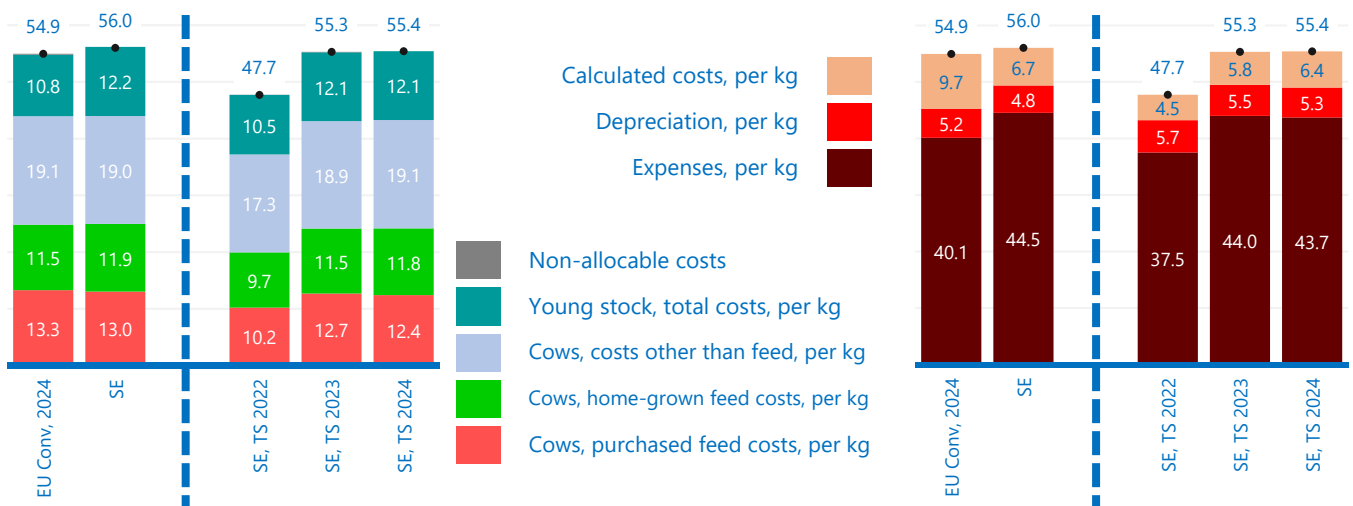


Total costs, per kg

+1.1 cents above EDF EU Conventional 2%

+0.1 cents above previous period 0%

- Other expenses, per kg
- Cost of coop-shares and similar, per kg
- Prod. rights costs, per kg
- Land costs, per kg
- Building costs (incl. installations), per kg
- Labour-related costs, per kg
- Direct costs, per kg



CoP 2024 Profile of the National EDF Branches: Sweden

SE farms, all: **35**

SE farms in Time Series (TS): **21**

Economic Period: 2023

