

International Comparison of Producer Prices for Milk

September 2024

September 2024		Compared to previous month	+1,33
Average	All dairies		
Ø	47,50 ct/kg	Compared to previous year	+6,45

12-month rolling avg		Compared to previous month	+0,54
Average	All dairies		
Ø	44,51 ct/kg	Compared to previous year	-2,94

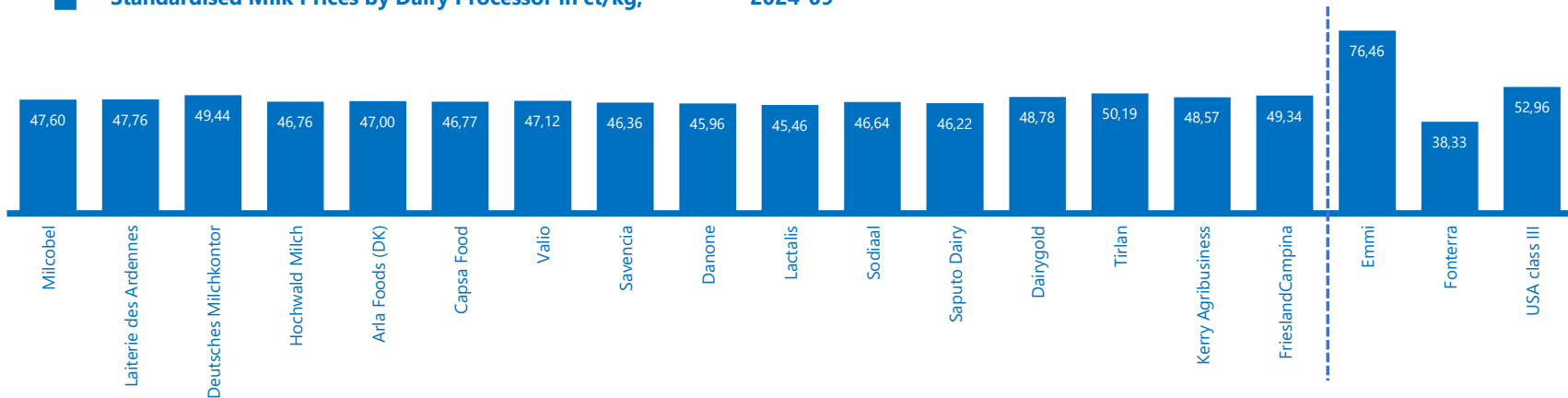
Highest Standardised Milk Price in		September 2024	
1	Tirlan	50,19	ct/kg
2	Deutsches Milchkontor	49,44	ct/kg
3	FrieslandCampina	49,34	ct/kg

Highest 12-month rolling average			
1	Capsa Food	48,42	ct/kg
2	Valio	47,84	ct/kg
3	Sodiaal	45,83	ct/kg

Lowest Standardised Milk Price in		September 2024	
1	Lactalis	45,46	ct/kg
2	Danone	45,96	ct/kg
3	Saputo Dairy	46,22	ct/kg

Lowest 12-month rolling average			
1	Saputo Dairy	42,00	ct/kg
2	Laiterie des Ardennes	42,49	ct/kg
3	Milcobel	42,60	ct/kg

Standardised Milk Prices by Dairy Processor in ct/kg, 2024-09

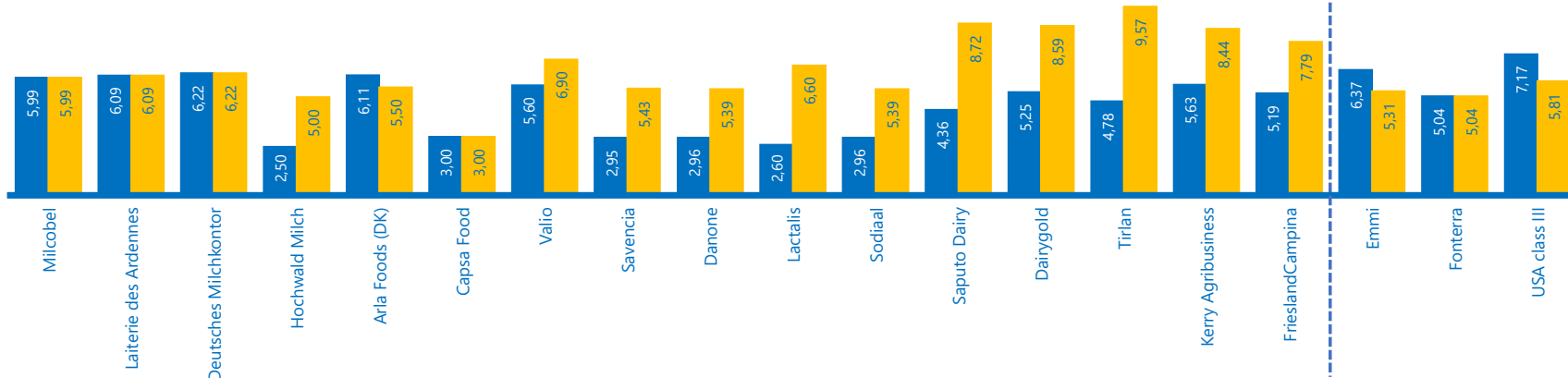


EDF-ZuivelNL Monthly Milk Prices refer to an annual delivery quantity of 1 million kg per year per farm with 4.2% fat and 3.4% protein. TBC and SCC are at a maximum of 24.999 and 249.999 per ml respectively. Litres to kilogramm conversion 1:1.03. VAT is excluded. 12-month rolling average including supplementary payments. In case of questions please contact: manager@dairyfarmer.net. ©2024 European Dairy Farmers e.V.

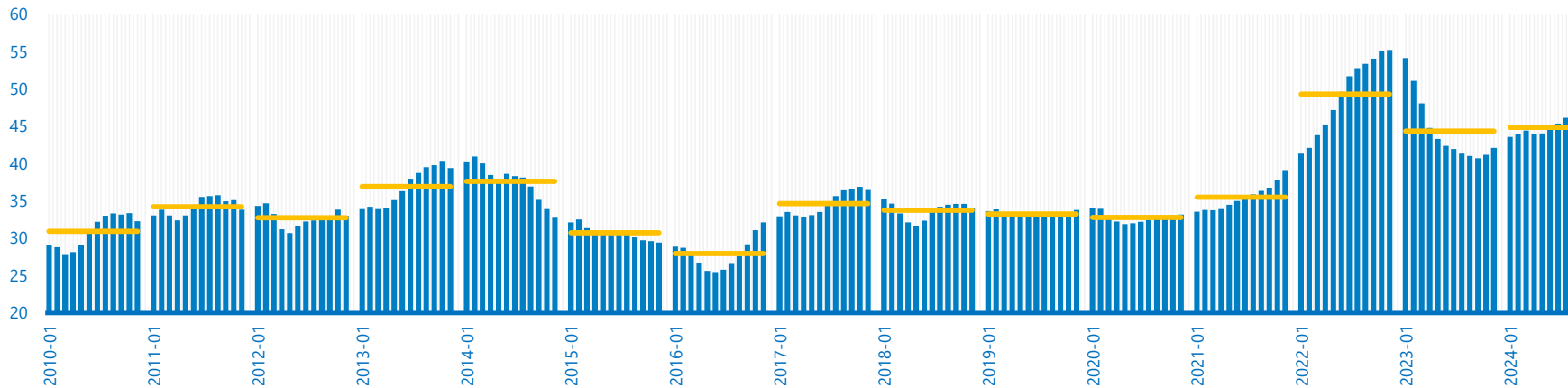
International Comparison of Producer Prices for Milk

September 2024

■ Fat price, euros/kg 2024-09 ■ Protein price, euros/kg 2024-09



■ Average Milk Price in ct/kg from 2010-01 to 2024-09
■ Annual Mean



EDF-ZuivelNL Monthly Milk Prices refer to an annual delivery quantity of 1 million kg per year per farm with 4.2% fat and 3.4% protein. TBC and SCC are at a maximum of 24.999 and 249.999 per ml respectively. Litres to kilogramm conversion 1:1.03. VAT is excluded. 12-month rolling average including supplementary payments. In case of questions please contact: manager@dairyfarmer.net ©2024 European Dairy Farmers e.V.