

International Comparison of Producer Prices for Milk

September 2023

September 2023
 Average All dairies
 ∅ **41,33 ct/kg**

Compared to previous month: -0,32
 Compared to previous year: -12,07

12-month rolling avg
 Average All dairies
 ∅ **47,71 ct/kg**

Compared to previous month: -1,00
 Compared to previous year: +1,61

Highest Milk Price in September 2023

1	Capsa Food	47,99 ct/kg
2	Sodiaal	47,08 ct/kg
3	Valio	46,46 ct/kg

Highest 12-month rolling average

1	Capsa Food	54,14 ct/kg
2	Hochwald Milch	53,21 ct/kg
3	Valio	52,93 ct/kg

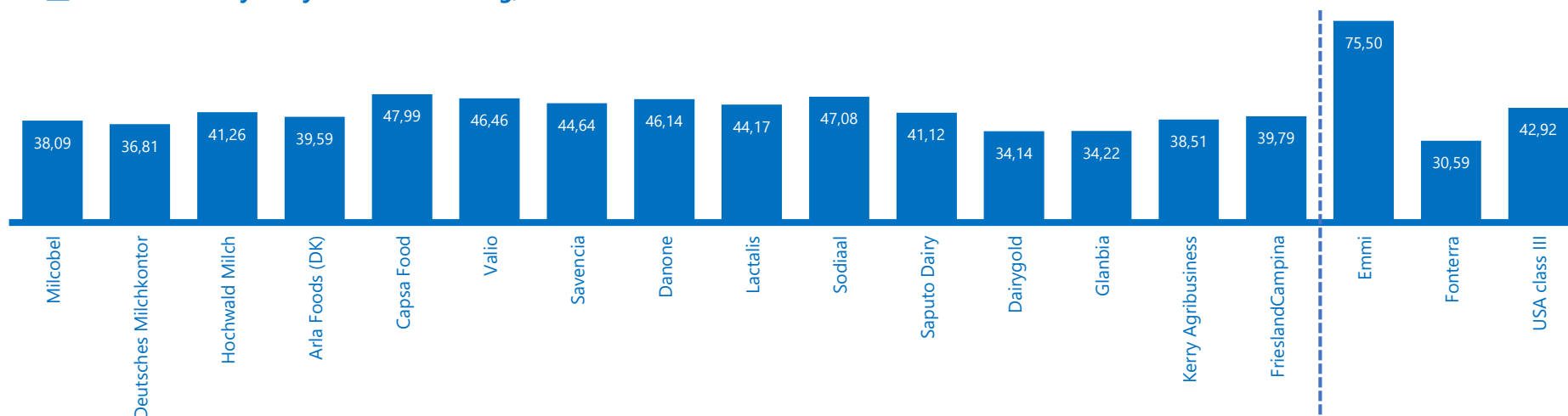
Lowest Milk Price in September 2023

1	Dairygold	34,14 ct/kg
2	Glanbia	34,22 ct/kg
3	Deutsches Milchkontor	36,81 ct/kg

Lowest 12-month rolling average

1	Dairygold	42,49 ct/kg
2	Kerry Agribusiness	42,61 ct/kg
3	Glanbia	43,29 ct/kg

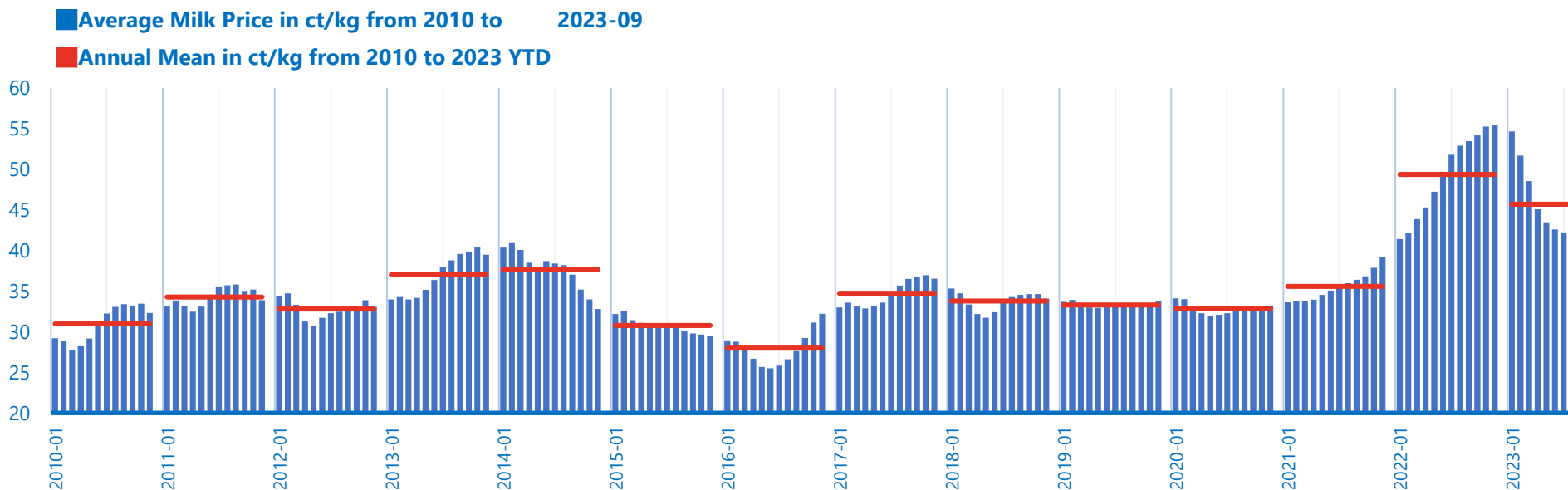
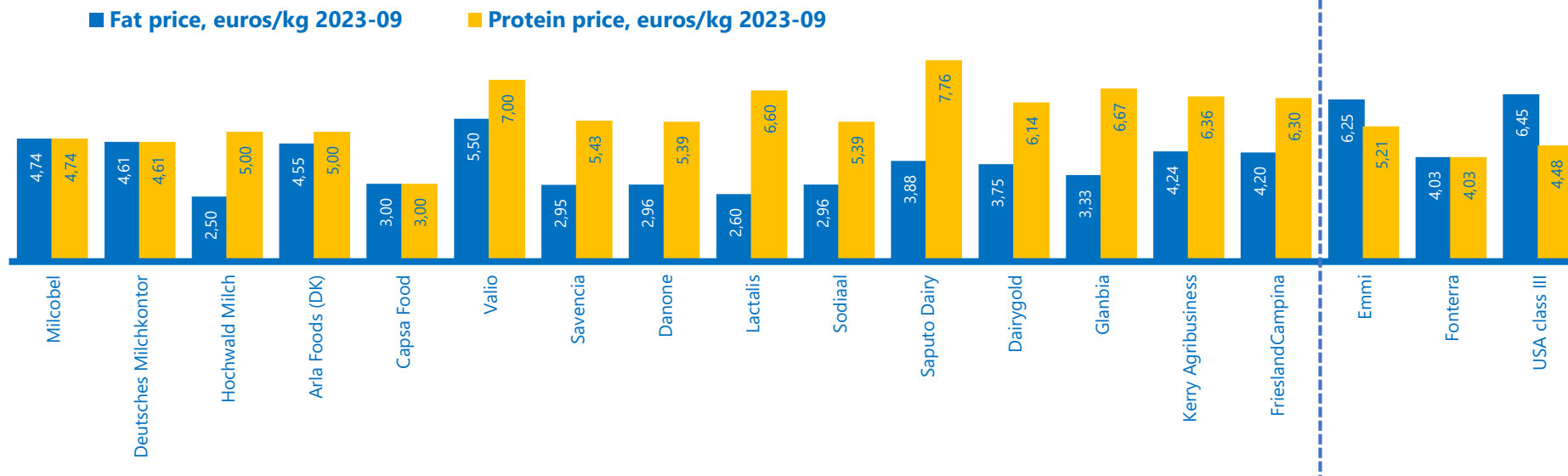
■ Milk Prices by Dairy Processor in ct/kg, 2023-09



EDF-ZuivelNL Monthly Milk Prices refer to an annual delivery quantity of 1 million kg per year per farm with 4.2% fat and 3.4% protein. TBC and SCC are at a maximum of 24.999 and 249.999 per ml respectively. Litres to kilogramm conversion 1:1.03. VAT is excluded. 12-month rolling average including supplementary payments. In case of questions please contact: manager@dairyfarmer.net.

International Comparison of Producer Prices for Milk

September 2023



EDF-ZuivelNL Monthly Milk Prices refer to an annual delivery quantity of 1 million kg per year per farm with 4.2% fat and 3.4% protein. TBC and SCC are at a maximum of 24.999 and 249.999 per ml respectively. Litres to kilogram conversion 1:1.03. VAT is excluded. 12-month rolling average including supplementary payments. In case of questions please contact: manager@dairyfarmer.net. Source reference: EDF-ZuivelNL International Milk Price Comparison.