

# International Comparison of Producer Prices for Milk

July 2023

July 2023  
Average All dairies  
Ø **42,39 ct/kg**

Compared to previous month: -0,44  
Compared to previous year: -9,36

12-month rolling avg  
Average All dairies  
Ø **50,09 ct/kg**

Compared to previous month: -0,66  
Compared to previous year: +6,89

## Highest Milk Price in July 2023

1	<b>Capsa Food</b>	<b>54,07 ct/kg</b>
2	Valio	50,34 ct/kg
3	Sodiaal	46,59 ct/kg

## Highest 12-month rolling average

1	<b>Hochwald Milch</b>	<b>56,83 ct/kg</b>
2	Capsa Food	55,55 ct/kg
3	Arla Foods (DK)	55,05 ct/kg

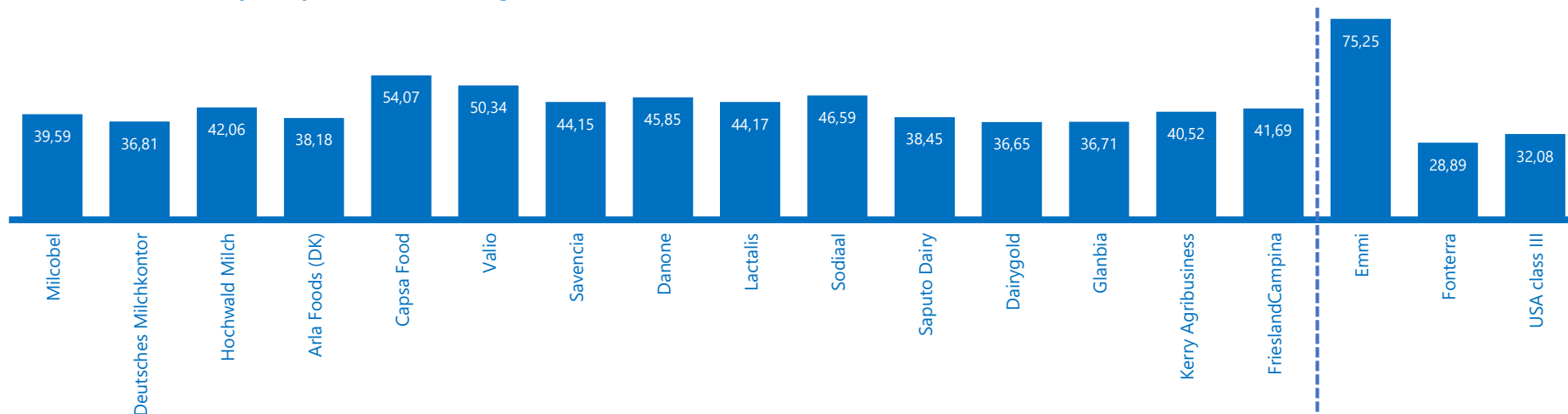
## Lowest Milk Price in July 2023

1	<b>Dairygold</b>	<b>36,65 ct/kg</b>
2	Glanbia	36,71 ct/kg
3	Deutsches Milchkontor	36,81 ct/kg

## Lowest 12-month rolling average

1	<b>Lactalis</b>	<b>45,80 ct/kg</b>
2	Sodiaal	46,13 ct/kg
3	Savencia	46,23 ct/kg

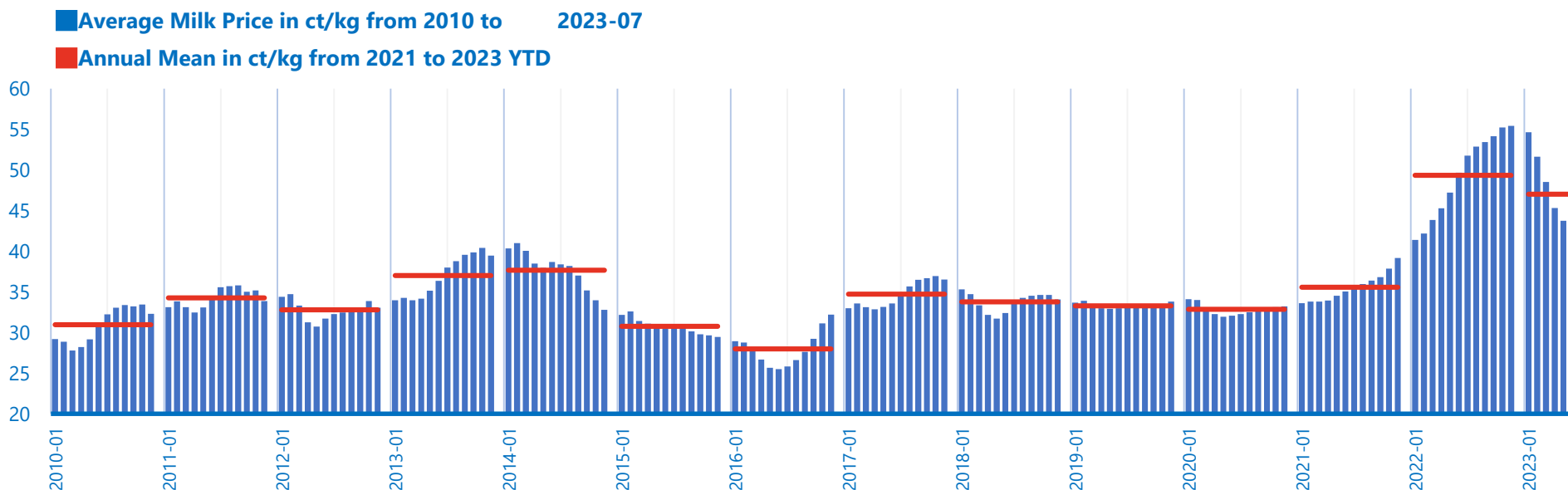
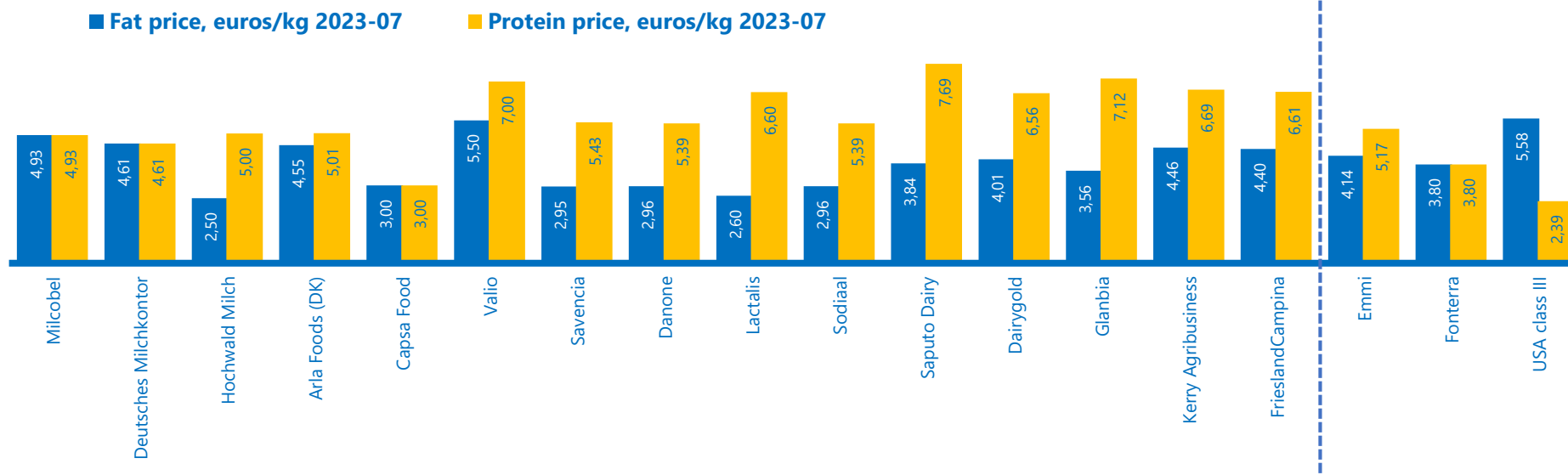
■ Milk Prices by Dairy Processor in ct/kg, 2023-07



EDF-ZuivelNL Monthly Milk Prices refer to an annual delivery quantity of 1 million kg per year per farm with 4.2% fat and 3.4% protein. TBC and SCC are at a maximum of 24.999 and 249.999 per ml respectively. Litres to kilogramm conversion 1:1.03. VAT is excluded. 12-month rolling average including supplementary payments. In case of questions please contact: [manager@dairyfarmer.net](mailto:manager@dairyfarmer.net).

# International Comparison of Producer Prices for Milk

July 2023



EDF-ZuivelNL Monthly Milk Prices refer to an annual delivery quantity of 1 million kg per year per farm with 4.2% fat and 3.4% protein. TBC and SCC are at a maximum of 24.999 and 249.999 per ml respectively. Litres to kilogram conversion 1:1.03. VAT is excluded. 12-month rolling average including supplementary payments. In case of questions please contact: [manager@dairyfarmer.net](mailto:manager@dairyfarmer.net). Source reference: EDF-ZuivelNL International Milk Price Comparison.